

My Trip to the



We are so excited that you will be visiting us! This storybook will help you get ready for your trip.

I am going to visit the Junior
Museum & Zoo today. When I see
the giant pendulums above the
roof I will know I am there!



Covid safety

Before I go inside I should put my face mask on. Right now, some people are sick with a virus called COVID-19. By wearing a face mask I help keep myself and others safe.

If I need a break from wearing my mask I can step out into the garden and return to the museum when I am ready.



Waiting in line

Once I arrive, I may need to wait in a line before I can go in. While I wait I can sing a song, do a little dance, or play “I Spy” and enjoy the nature around me.



Checking In

When it is my turn, the staff will help me and my adult check in so that we can start having fun! The staff are nice and here to help me. If I have a question I can ask them.

If I want, I can ask them, “What is your favorite thing to do at the Museum?”



Helpful items I can borrow

At the front desk, I can check out noise-canceling headphones, backpacks with fidget toys, and other things that might make my visit more comfortable and fun.



Restrooms

The restrooms are at the back of the museum. There are adult and kid-sized toilets, sinks, and changing tables.

If I need more privacy there is also a family restroom, which is a separate room with its own door. I can ask a staff member where it is.



Restrooms

To keep things quiet, there are no loud electric hand dryers or auto-flush toilets, but the urinals are automatic and make a noise.



Museum Calming Nook

Sometimes the museum gets noisy. That is OK. I can take a break and relax in the Calming Nook where it is quiet.

There is a comfy bench to sit on and a calming wall with bubbles. I can stay here as long I as I need to.



Curious by Nature exhibit

After entering the museum I will see a big room full of exciting and new things to try! I can try all of the activities or pick out my favorites.



Ball Exhibits

This area has different ways I can make balls travel. I can move balls with a crank, send balls down a chute, and make my own path for moving balls.

This area may have loud sounds and a lot people. I can take a break whenever I like.



Collections Corner

This exhibit area has a lot of hidden treasures! There are things to smell, hear, and touch. I wonder what I will discover?



Dome exhibits

At the big dome there are a number of cool science exhibits to try. I can build a circuit or make a time-lapse movie.



Baby's Meadow

This is a special play area just for babies and their grown ups. Only babies and their older siblings are allowed here. I am probably too old for this play area.



The Garden

The Garden is an outdoor nature play area. There is a dawn redwood tree, green plants and a gravel dig pit for me to have fun in.

It is another place I can go to take a break. If I have snacks, I can eat them here.



Zoo entrance

After I enter the museum, I will see a door on my left that leads to the Zoo. In the Zoo I will see different types of animals, like birds, a tortoise, and even meerkats!

In the Zoo, I will follow the “Zoo Manners” to keep me and the animals safe.



Zoo manners

When I enter the Zoo I am entering the animals' home. I will be respectful of their home because I am a guest. I will be calm and quiet.

Some animals might be walking around. This is OK. I will not approach or chase the animals. If the animals come to me that is OK. I will remember not to touch the animals and to walk along the paths.

It is an honor to be able to visit the animals' home.



Calming Nook in the Zoo


I can visit the Calming Nook in the Zoo area if I need a break. It is next to the outdoor classroom. It has comfy rocking chairs for me to sit in.



Tree House

There is a big tree house in the middle of the zoo. If I am feeling brave I can climb up!

Up in the Tree House, I can see the whole Zoo and many animals!




The Tree House has an elevator for wheelchairs, so everyone can have fun!



Flamingos

**In the Zoo, I will see flamingos.
They are bright pink birds with long
legs. They like to hang out in the
pond, under the big Tree House.**



Meerkats

Living across from the
flamingos are the meerkats.
They are small, very fast
and like to stand on two
legs like us!




Raccoons



**I can meet the
raccoons if they
are out playing.**


**There is a raccoon statue I can touch and learn
about how raccoons wash their food. I can push
the button and touch the water if I want.**



Rabbit Meadow

At the Rabbit Meadow I can go through the tree trunk and look for rabbits.

During special times a Zookeeper may let me meet an animal up close.



Cichlid Lake

If I want to take a break in a shady area, the Cichlid Lake is a good spot! I can watch the fish quietly swim around.



Edward the tortoise

This is Edward. He likes to lie out under the sun in the morning to warm up his body.

He has a special heated pad to keep him warm.

I can climb into the nook to warm up with Edward. Or, you can put your hands on the rock to feel the heat.



Sometimes during special events, the Zookeeper may take out Edward out for a walk.



Leaving the Museum & Zoo

When it is time to leave, I will finish playing and get ready to go.

I may feel sad to leave, but I can always come back another time! I can ask: “When we can come back and play?”



We look forward to seeing you soon!

The End.

